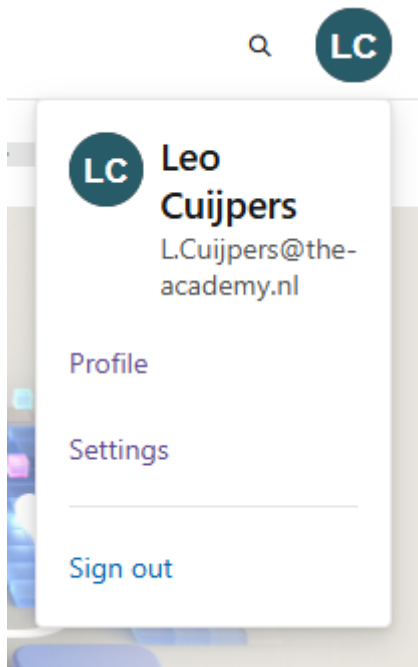


Registreren voor Microsoft examens

- 1) Maak een account aan op learn.microsoft.com via Sign in.



- 2) Vul je profiel compleet in en zorg ervoor dat het onderdeel legal name ingevuld is met de identieke gegevens van je ID of paspoort.



Juridische naam

Vereist om te registreren voor certificeringsexamens.

Voornaam *

Middelste naam


Achternaam *

Voer je wettelijke naam PRECIES in zoals die op je door de overheid uitgegeven identiteitsbewijs staat. Je moet dit identiteitsbewijs meenemen naar het certificeringsexamen. De examinator zal controleren of de namen overeenkomen. Als je geen wettelijke achternaam hebt, voer je _ in het achternaamveld in.

Door dit selectievakje in te schakelen, erken je dat je wettelijke naam correct is ingevoerd.

Opslaan

- 3) Ga nu naar browse all training via Discover -> Training -> Browse all training



4) Kies in de filter voor Course

Types

- Course
- Learning Path
- Module

5) Kies een training met een certificering (examen) bv Course Microsoft Azure Fundamentals

Course x

119 results Sort by: Popular v

COURSE	COURSE	COURSE	COURSE
Microsoft Azure Fundamentals	Microsoft Azure AI Fundamentals	Microsoft Azure Data Fundamentals	Microsoft 365 Fundamentals
1 Day Azure • Administrator • Beginner	1 Day Azure • AI Engineer • Beginner	1 Day Azure • Data Engineer • Beginner	1 Day Microsoft 365 • Administrator • Beginner
Add	Add	Add	Add





6) Klik in de certificeringstraining op de link bij Related Certification

At a glance

Level Beginner	Product Azure
Role Administrator	Languages English, Arabic, Chinese (Simplified), Chinese (Traditional), French, German, Indonesian, Italian, Japanese, Korean, Portuguese (Brazil), Russian, Spanish
Course Duration 1 day	Related Certifications Microsoft Certified: Azure Fundamentals

7) Klik vervolgens in het volgende scherm van het certification examen op Take the exam

At a glance

 Level Beginner	 Product Azure
 Role Administrator	 Last Updated 01/23/2024


Jump to

- [Prepare for the exam](#)
- [Practice for the exam](#)
- [Take the exam](#)

[Show more](#)

8) Kies vervolgens Schedule Exam through Pearson Vue

Take the exam

 You will have **45 minutes** to complete this assessment.

Exam policy

This exam will be proctored, and is not open book. You may have interactive components to complete as part of this exam. To learn more about exam duration and experience, visit: [Exam duration and exam experience](#).

If you fail a certification exam, don't worry. You can retake it 24 hours after the first attempt. For subsequent retakes, the amount of time varies. For full details, visit: [Exam retake policy](#).

Need accommodations?

We offer a variety of accommodations to support you.

[Learn More](#)

This exam is offered in the following languages:

English, Japanese, Chinese (Simplified), Korean, Spanish, German, French, Indonesian (Indonesia), Arabic (Saudi Arabia), Chinese (Traditional), Italian, Portuguese (Brazil), Russian

Schedule through Pearson Vue

[Schedule exam >](#)


Schedule through Certiport if you are a student or an educator

[Schedule exam >](#)

United States 

\$99 USD*

Price based on the country or region in which the exam is proctored.

 We strongly recommend that you register for an exam with a personal MSA account. If you register with an organizational (work/school) AAD account, your exam records will be lost if you leave your organization and they will be unrecoverable.

- 9) Vul je persoonlijk gegevens aan en druk op Submit om je Learn account gegevens door te sturen naar Pearson Vue zodat je bekend bent in hun systeem. Hierna kunt u het scherm afsluiten. (het examen is dan niet geboekt).
Hierna kan @The Academy u vinden in de Pearson Vue Exam register software om voor u verder het examen in te boeken volgens de met u gemaakte afspraken.

Transfer to Pearson Vue

Please enter your address so that Pearson Vue, the exam delivery provider, can validate your identity.

Address 1 *	Address 2	City *
<input type="text" value="Enter address"/>	<input type="text" value="Enter address"/>	<input type="text" value="Enter city"/>
State *	Country/Region *	Postal code *
<input type="text" value="Alabama"/> ▾	<input type="text" value="United States"/> ▾	<input type="text" value="Enter postal code"/>

Please enter your **phone number and contact email** so that Pearson Vue, the exam delivery provider, can contact you, if you encounter any issues while taking your exam.

Country/Region code *	Phone number *	Contact email *
<input type="text" value="United States (+1)"/> ▾	<input type="text" value="Enter phone number"/>	<input type="text" value="Enter contact email"/>

Any discounts will be applied at Pearson Vue during payment.

If you have a voucher code, enter the code on Pearson Vue during payment.

Please proceed to the Pearson Vue portal to advance with your exam registration.

Microsoft will not store the address and phone number information you provided. We will now transfer you to Pearson Vue to complete your exam registration. [Microsoft Privacy Statement](#)

<input type="button" value="Cancel"/>	<input type="button" value="Submit"/>
---------------------------------------	---------------------------------------